

# GUIDELINES TO APPLY FOR THE STUDENT PASS (MOBILITY PROGRAMME) THROUGH EDUCATION MALAYSIA GLOBAL SERVICES (EMGS) WEBSITE

## CREATING AN ACCOUNT

- Go to <https://visa.educationmalaysia.gov.my/>
- Choose "Apply for Student Visa Online"


## Login or Create an Account

**NEW USER**

---

By creating an account, you will be able to apply for your Student Visa, view and track your application, and more.

[Create an Account](#)



**REGISTERED USER**

---


If you have an account with us, please log in.

**Email Address \***

**Password \***

\* Required Fields  
[Forgot Your Password?](#)

[Login](#)



### PERSONAL INFORMATION

**First Name \***

**Last Name \***

Only A-Z and 0-9 are allowed for First and Last Name

**Email Address \***

Sign Up for Newsletter

**Date of Birth**

|                      |                      |                      |
|----------------------|----------------------|----------------------|
| <input type="text"/> | <input type="text"/> | <input type="text"/> |
| DD                   | MM                   | YYYY                 |

**Gender**

### LOGIN INFORMATION

**Password \***

**Confirm Password \***

\* Required Fields

[Back](#)

[Submit](#)

## STEP 1

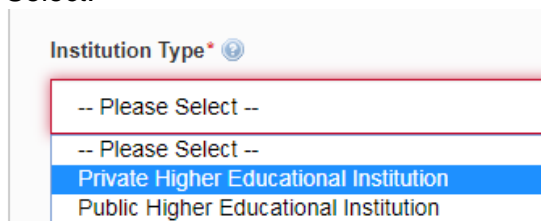
You are required to fill out the details regarding the institution and course you have applied to:

|  |
|--|
| <b>Institution Type*</b> ⓘ                       |
| <input type="text" value="-- Please Select --"/> |
| <b>Institution Name*</b>                         |
| <input type="text"/>                             |
| <b>Year of Intake*</b> ⓘ                         |
| <input type="text" value="-- Please Select --"/> |
| As stated in the Offer Letter.                   |
| <b>Month of Intake*</b> ⓘ                        |
| <input type="text" value="-- Please Select --"/> |
| As stated in the Offer Letter.                   |
| <b>Program Type</b> ⓘ                            |
| <input type="text" value="-- Please Select --"/> |
| <b>Course Name*</b> ⓘ                            |
| <input type="text" value="-- Please Select --"/> |
| <b>Applicant Nationality*</b>                    |
| <input type="text" value="-- Please Select --"/> |
| <b>Travel Document Number*</b> ⓘ                 |
| <input type="text"/>                             |
| Maximum number of characters: 16                 |
| <p>* Required Fields</p>                         |
| <input type="button" value="Apply Now"/>         |

Please fill in the details below:

1) Institution Type

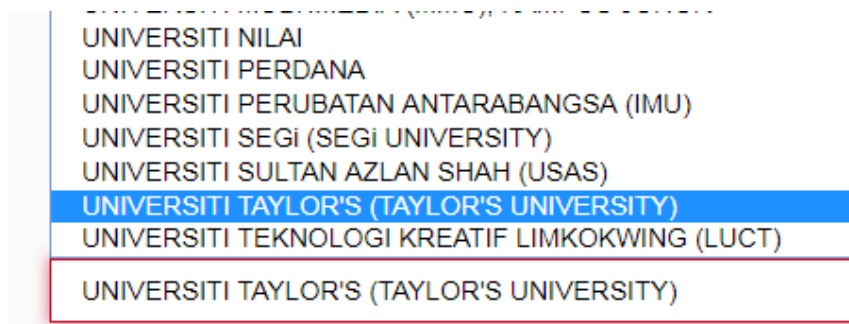
Select:



A dropdown menu titled "Institution Type\*" with a help icon. The menu is open, showing four options: "-- Please Select --", "-- Please Select --", "Private Higher Educational Institution" (highlighted in blue), and "Public Higher Educational Institution".

2) Institution Name

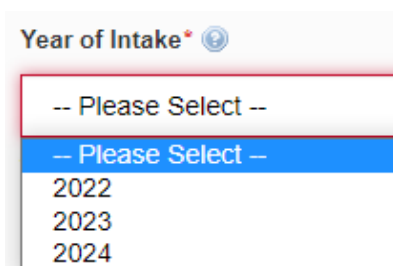
Select:



A dropdown menu showing a list of university names. The menu is open, showing eight options: "UNIVERSITI NILAI", "UNIVERSITI PERDANA", "UNIVERSITI PERUBATAN ANTARABANGSA (IMU)", "UNIVERSITI SEGi (SEGi UNIVERSITY)", "UNIVERSITI SULTAN AZLAN SHAH (USAS)", "UNIVERSITI TAYLOR'S (TAYLOR'S UNIVERSITY)" (highlighted in blue), "UNIVERSITI TEKNOLOGI KREATIF LIMKOKWING (LUCT)", and "UNIVERSITI TAYLOR'S (TAYLOR'S UNIVERSITY)".

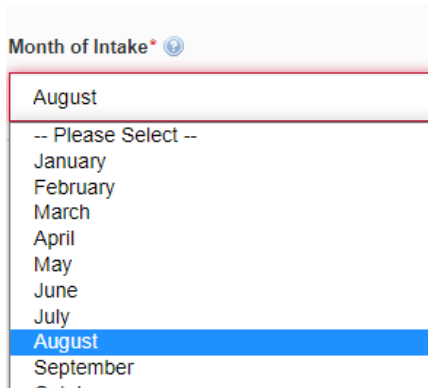
3) Year of Intake

Select **2024**:



A dropdown menu titled "Year of Intake\*" with a help icon. The menu is open, showing four options: "-- Please Select --", "-- Please Select --" (highlighted in blue), "2022", "2023", and "2024".

- 4) Month of Intake  
Select **APRIL or SEPTEMBER:**



Month of Intake\* ⓘ

August

-- Please Select --

January

February

March

April

May

June

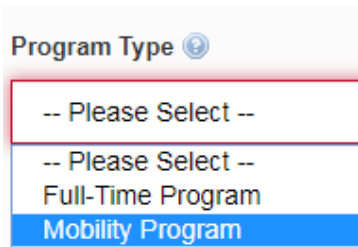
July

**August**

September

...

- 5) Program Type  
Select:



Program Type ⓘ

-- Please Select --

-- Please Select --

Full-Time Program

**Mobility Program**

**Please select MOBILITY PROGRAM and not Full-Time Program. If you select the wrong Program Type, we would need to cancel your application and you must resubmit a new application.**

**Definition of Mobility Program: Students joining the Student Exchange Programme for one or two semesters.**

**Definition of Full-Time Program: Students joining the undergraduate programme for the full duration of 3 or 4 years**

- 6) Course Name  
Select the course that you will be joining at Taylor's University. **(Please refer to your Letter of Offer. Please ensure that you select the same course that is stated on the Letter of Offer. Please contact Taylor's University if your course is not listed.)**
- 7) Applicant Nationality  
Select your nationality.
- 8) Travel Document Number  
Type your passport number. **(Please make sure that this is the same passport that you will be using to travel to Malaysia.)**

Click **APPLY NOW** to proceed to Step 2



- 7) Applicant Place/ Country of Birth  
Select the country where you were born. This should be the same as the country listed in your passport.
- 8) Applicant Date of Birth  
Type in your date of birth in the provided format.
- 9) Applicant Nationality:  
Scroll to select your nationality.
- 10) Applicant Region/ State/ Province  
Scroll to select your region/ state/ province
- 11) Applicant City  
Scroll to select your city.
- 12) Passport Country of Origin  
Scroll to select the country
- 13) Obtain Single Entry Visa from  
Select the location for the application of the Single Entry Visa (SEV).
- 14) Travel Document Type  
Select International Passport.
- 15) Travel Document Number  
Your passport number will already be filled in from *Step 1*.
- 16) Travel Document Place/ Country of Issue:  
Select the country where your passport was issued.
- 17) Travel Document Issued On (dd/mm/yyyy)  
Enter the date when your passport was issued. This should match the date in your passport.
- 18) Travel Document Valid Until (dd/mm/yyyy):  
Enter the date when your passport will expire. This should match the date in your passport.

19) Insurance

Select the following:

For 1 semester:

Insurance\* 

-- Please Select --

-- Please Select --

EFTB Plan1 RM20K 7-Month Age 16 to 64 +MYR273.00

EFTB Plan2 RM30K 7-Month Age 16 to 64 +MYR296.92

EFTB Plan3 RM50K 7-Month Age 16 to 64 +MYR337.17

**TPIB Silver RM20K 7-Month Age 16 to 60 +MYR277.09**

TPIB Gold RM30K 7-Month Age 16 to 60 +MYR488.25

TPIB Platinum RM50K 7-Month Age 16 to 60 +MYR570.50

GETB Basic RM20k 7-Month Age 16 to 70 +MYR277.08

GETB Regular RM30K 7-Month Age 16 to 70 +MYR334.83

GETB Premium RM50K 7-Month Age 16 to 70 +MYR392.00

For 2 semesters:

Insurance\* 

-- Please Select --

-- Please Select --

EFTB Plan1 RM20K 12-Month Age 16 to 64 +MYR468.00

EFTB Plan2 RM30K 12-Month Age 16 to 64 +MYR509.00

EFTB Plan3 RM50K 12-Month Age 16 to 64 +MYR578.00

**TPIB Silver RM20K 12-Month Age 16 to 60 +MYR475.00**

TPIB Gold RM30K 12-Month Age 16 to 60 +MYR837.00

TPIB Platinum RM50K 12-Month Age 16 to 60 +MYR978.00

GETB Basic RM20k 12-Month Age 16 to 70 +MYR475.00

GETB Regular RM30K 12-Month Age 16 to 70 +MYR574.00

GETB Premium RM50K 12-Month Age 16 to 70 +MYR672.00

20) Sticker Pass Fees

Select the following:

EMGS, 1-year Pass +MYR60.00

-- Please Select --

**EMGS, 1-year Pass +MYR60.00**

JABATAN IMIGRESEN NEGERI SELANGOR (payable directly to Immigration)

21) iKad

Select the following:

|  |
|--|
| 1-year, self-collect at EMGS +MYR50.00 |
| -- Please Select --                    |
| 1-year, self-collect at EMGS +MYR50.00 |
| 1-year, courier to institute +MYR60.00 |

22) Medical Screening at

Select the following:

|                                   |
|-----------------------------------|
| Qualitas Panel Clinics +MYR250.00 |
| -- Please Select --               |
| Qualitas Panel Clinics +MYR250.00 |

23) Delivery Method

Select the following:

|                                |
|--------------------------------|
| Collect at EMGS                |
| -- Please Select --            |
| Collect at EMGS                |
| Courier to Institute +MYR10.00 |

24) Offer Letter

Upload a scanned copy of the Letter of Offer that you received from Taylor's University in PDF format only.

25) Passport Data Page

Upload a scanned copy of your Passport Data Page.

26) Confirmation Letter

Submit a letter from your home university stating that you are enrolled as a full-time student.

27) Health Declaration

Upload the Declaration of Health Status Form

Click **APPLY NOW** to proceed.

28) You will then be required to confirm the details of the application. Click **NEXT** to proceed after reviewing the details and the required payment amount.




29) Fill in your Billing Information.

30) Choose the Payment Information

2 Payment Information

- Credit Card - RM only (powered by iPay88)
- Pay through Institution
- Telegraphic Transfer (USD Only)

- Select either **CREDIT CARD OR TELEGRAPHIC TRANSFER. DO NOT SELECT “PAY THROUGH INSTITUTION”**. If you do, your application must be cancelled, and you will then need to resubmit the application again with the correct payment method.
- The application process will be faster if you select **Credit Card**.

31) Review your application and click 

If you have any enquiries regarding the visa application process, you can contact EMGS at [enquiry@emgs.com.my](mailto:enquiry@emgs.com.my).

**REMINDER: ONCE YOU HAVE SUBMITTED YOUR APPLICATION, PLEASE ENSURE THAT YOU MONITOR THE STATUS OF YOUR APPLICATION REGULARLY.**