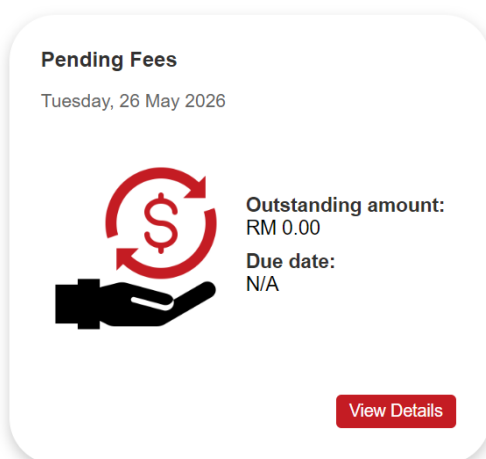


DuitNow QR Payment User Guide

Step-by-Step Guide

Step 1: Log in to Campus Central Portal → Go to “Pending Fees” → Click “View Details”



Step 2: Tap the **DuitNow QR** button on the Fees Information page

Programme: **Bachelor of Medicine, Bachelor of Surgery - MBBS**

Semester / Term: **5 (Sep-2026 - Jan-2027)**

Bill is not available if you did not register online for module(s) within the stipulated timeline. Kindly refer to Statement of Accounts for the updated fees.

[Taylor's Pay](#) [DuitNow QR](#)

Statement of Accounts	Payment Made (Academic)
Statement of Accounts as at 26 May 2026	
Fees for Semester 5 (Sep-2026 - Jan-2027)	
(+/-) Adjustments	0.00
Outstanding amount from previous semester / intake	12,345.67
Less : Deductions	0.00
Amount Payable	12,345.67
Less : Payment / Excess	0.00
TOTAL PAYABLE	12,345.67

Step 3: Choose Full or Partial Payment

Select one of the following options and click “Proceed”:

- **Payable Amount** – the full outstanding balance.
- **Other Amount** – enter a custom payment of at least RM100, not exceeding your current outstanding balance.

After selecting your preferred option, click “Proceed” to continue.

Programme: [Bachelor of Medicine, Bachelor of Surgery - MBBS](#)

Semester / Term: [5 \(Sep-2026 - Jan-2027\)](#)

Bill is not available if you did not register online for module(s) within the stipulated timeline. Kindly refer to Statement of Accounts for the updated fees.

Pay with DuitNow QR

Payment Summary

Payment for Semester (as at 10 Jun 2026 3:28PM)

Student Name		
Payment Description		14606 Sem as at 10 Jun 2026
Payment Amount	<input checked="" type="radio"/> Payable Amount <input type="radio"/> Other Amount	RM 12,345.67

All late payments (full/partial) will be subject to late payment penalty charges. Please click [here](#) for more details.

I agree with the [Terms & Conditions](#). For Fees Guide, please click [here](#).

[Back to Statement of Accounts](#)[Proceed](#)


[User Guide](#) | [Frequently Asked Questions](#)

Important:

Please contact Campus Central as soon as possible if the information displayed above is inaccurate at:

TAYLOR'S UNIVERSITY SDN BHD
Co. Reg. No. 198601000495 (149634-D)
Lakeside Campus
Block A, Level 2
+603 5629 5026
CampusCentral@taylors.edu.my

Step 4: QR Code is displayed (auto-refresh – scan only once)



Step 5: Open your banking app / e-wallet → Select **Scan QR**

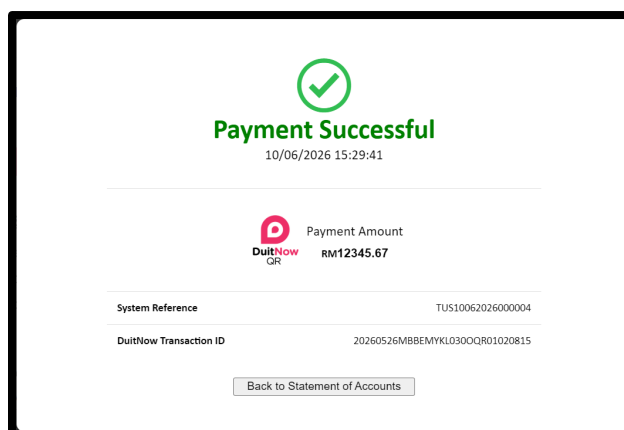
Step 6: Verify recipient name and amount → Authorise payment

Before You Confirm

- The recipient must be: Taylor's University Sdn Bhd or Taylor's Malaysia Sdn Bhd
- Ensure the payment amount is correct
- Do not scan multiple times

After Payment

A **"Payment Successful"** screen will be displayed, along with reference details for your records.



Learn More

[DuitNow QR FAQ](#)



Need Help?

Reach out to Campus Central via live chat on the portal or mobile app or submit an [online enquiry](#) through the portal.

-End of Document-